

Department of Primary Industries

APPLICATION FORM FOR

CATTLE NLIS BREEDER & POST BREEDER TAGS

Livestock Disease Control Act 1994

(Effective – March 2009)

Return address: Tag Registrar, DPI, PO Box 2500 Bendigo, Vic 3554 Fax: (03) 5430 4505 Phone: 1800 678 779

NLIS tags can be ordered over the internet by visiting www.dpi.vic.gov.au

SECTION A	PROPERTY IDENTIFICATION CODE
------------------	-------------------------------------

1. Property Identification Code (PIC) (previously known as "tail tag" number):

Do you currently have a PIC for this property? NO YES If YES, please insert your PIC below –

Insert PIC here -

3							
---	--	--	--	--	--	--	--

2. Applicant details: Tags will be posted to this address.

Name of Applicant:							
Postal Address:							
Town:					Postcode:		
Phone: ()	Mob:				Fax:	()	
Email address:							
Signature:						Date:	

3. Farm manager details: Insert details of person responsible for husbandry of cattle (NOT company name).

Name of Manager:							
Postal Address:							
Town:					Postcode:		
Phone: ()	Mob:				Fax:	()	

4. Property owner:

Property owner:							
Postal Address:							
Town:					Postcode:		
Phone: ()	Mob:				Fax:	()	

5. Property* details (Please complete this section if property details have not previously been supplied or if the details have changed):

Shire:				
Parish:				
Property Address: (Road Number, Road Name & Town)				
Council Property / Grazing Licence Number/s: Tags will not be issued unless the Council Property Number, Rate Assessment Number (as allocated by the shire) or Grazing Licence Number (by DSE) is provided.				

(*A property may consist of more than one block of land provided the blocks are part of the one livestock enterprise within the one locality. Each block of land must be included on the application or on an accompanying list attached to this application.)

6. Insert previous property owner details (if known):





Name:							
Previous PIC or tail tag no.:							

7. Insert the approximate NUMBER of livestock running on the property:

Dairy:	Beef:	Sheep:	Goats:	Horses:	Pigs:	Poultry:	Alpaca:	Llama:	Deer:

SECTION B ORDER FOR NLIS BREEDER & POST BREEDER EAR TAGS

NLIS Breeder Tags are white and are used to permanently identify **cattle** before they leave their property of birth. NLIS Post-breeder Tags are orange and are used to permanently identify introduced cattle, not already identified with a Breeder or Post-breeder Tag. If cattle you buy are already identified with an NLIS Tag, do not attach a second NLIS Tag. **NLIS Breeder and Post-breeder tags are GST Free.**

	Quantity	Transfer amount to Section E below		
 NLIS Breeder Ear Tags (white)		@ \$1.65 =	\$	(A)
 NLIS Post-breeder Ear Tags (orange)		@ \$1.65 =	\$	(B)
 NLIS Ear Tag Applicator (Universal applicator)		@ \$35.00 =	\$	(C)
 NLIS Ear Tag Applicator (Ultramatic applicator)		@ \$79.00 =	\$	(D)

SECTION C STARTING SERIAL NUMBER

If you would like the serial number that is printed on your electronic tags to commence with a specific number, please indicate in the box below. Unless specified, serial numbers will begin on Breeder Tags and continue sequentially on Post-breeder Tags ordered.

--	--	--	--	--

NLIS tags are usually posted loose in bags. If you would like your tags sent on plastic strips in sequential serial number order please tick this box:

SECTION D POSTAGE & HANDLING

Postage & Handling (\$10.00 per application)	1	@ \$10.00 =	\$10.00	(E)
---	---	-------------	----------------	-----

SECTION E TOTAL AMOUNT PAYABLE (GST FREE)

A \$..... + B \$..... + C \$..... + D \$..... + E \$10.00 =	\$
	<small>(Include \$10 postage charge)</small>

CHEQUE: Please enclose a cheque made payable to "DPI" for the total amount above and post with the completed application form to the: Tag Registrar, DPI, PO Box 2500, Bendigo Vic 3554.

CREDIT CARD: Post the completed application form with your credit card details to the Tag Registrar DPI, PO Box 2500, Bendigo Vic 3554 OR Fax the completed application form to (03) 5430 4505.

Visa MasterCard

Card Expiry date: ____ / ____ Name on card: _____ Amount: \$ _____

Card Number:

--	--	--	--

--	--	--	--

--	--	--	--

--	--	--	--

Signature: _____ Date: ____ / ____ / ____

THIS SECTION IS OPTIONAL

SECTION F

ORDER FOR MATCHING MANAGEMENT/TRANSACTION EAR TAGS

Breeder and Post-breeder ear tags (Section B) are small button, electronic ear tags which cannot be read visually from a distance. You may, therefore, wish to purchase from the Department's contracted Breeder/Post-breeder Ear Tag supplier, Management/Transaction Ear Tags printed with serial numbers matching the serial numbers on your electronic tags, in addition to your Property Identification Code (tail tag number). The Management/Transaction Ear Tags will be supplied with the electronic tags in matching sets with the same sequential serial numbers.

Alternatively, you may wish to purchase Management/Transaction ear tags from another approved tag manufacturer after you receive your electronic tags.

If you would like to purchase Management/Transaction Ear Tags from the Department's contracted supplier of Breeder/Post-breeder Tags, please complete Parts 1 and 2 below.

Producers who are accredited to supply cattle for EU processing must identify the cattle they sell with lime-green tail tags, regardless of whether they are identified with matching Management/Transaction Ear Tags or not.

THE USE OF MANAGEMENT/TRANSACTION EAR TAGS IS OPTIONAL.

1. Number and Size of matching Management/Transaction Ear Tags required:

Please indicate the number and size of matching tags required:

Management/Transaction Ear Tags	Number Required			Size* required (please circle <u>one</u> size only)
	Pink HGP Free	White	Other (specify colour & quantity)	Large Maxi

Large tags are approx. 75mm x 56mm; and Maxi tags are approx. 100mm x 75mm.

I want the Management/Transaction Ear Tags to match the – (please tick appropriate box)

Breeder Tags

Post-breeder Tags

2. Nominated rural merchandise outlet:

The manufacturer will supply matching Management/Transaction Ear Tags directly to you with your Breeder or Post-breeder Tags, and you will be invoiced by the rural merchandise outlet nominated below.

Please DO NOT send money to the Department of Primary Industries for the Management/Transaction Ear Tags.

My nominated local rural merchandise outlet for Management/Transaction Ear Tags is –

Name of merchandise store:									
Postal Address:									
Town:					Postcode:				
Phone:	()	Mob:		Fax:	()				

Information to Note:

- The information provided on application forms for Breeder and Post-breeder tags may be provided to Commonwealth and State Government agencies where this is deemed necessary for market access, and disease and residue control purposes, and to Meat & Livestock Australia to facilitate the operation of the National Livestock Identification System.
- For information about the supply and use of NLIS devices, please visit www.dpi.vic.gov.au and click on National Livestock Identification System.

INSTRUCTIONS FOR COMPLETING THIS APPLICATION

SECTION A

PROPERTY IDENTIFICATION CODE

1. Insert the Property Identification Code (PIC) allocated to the property described on this application.
2. Insert the details of the person applying for the tags and contact details. Tags will be delivered to this address.
3. Insert farm manager details. This person should be responsible for the husbandry of the cattle to be tagged.
4. Insert the property owner details.
5. Insert the location of the property where the livestock will be located or grazing, including leased, rented or agisted land, or Crown land under a Grazing Licence. Details **must** include the shire, parish, property address and the Council Property Number or Rate Assessment Number, or Grazing Licence Number. Cattle tags will not be issued unless the Council Property Number or Rate Assessment Number is provided, except where the shire does not provide such numbers. Further information can be obtained from your local shire office.

A single Property Identification Code (PIC) can be allocated to a property consisting of more than one block of land provided the blocks are part of the one livestock enterprise and located within the one Shire. Each block of land must be included on the application or on an accompanying list attached to this application.

6. Please provide details of the previous property owner, if known.
7. Indicate the approximate number of livestock running on the property at the time of completing this application.

SECTION B

ORDER FOR NLIS BREEDER & POST BREEDER EAR TAGS

1. Insert the number of Breeder and Post Breeder ear Tags you wish to order @ \$1.65 each and their total cost.
2. Breeder and Post-breeder Tags must only be applied using a special electronic ear tag applicator such as the red Allflex Universal applicator or the Ultramatic Applicator. If the incorrect applicator is used the tags will be damaged and may fail to be read correctly. Insert the number of applicators you wish to order and their total cost. To confirm whether your existing Allflex applicator is suitable to apply NLIS tags please contact Allflex on 1300 362 733.

SECTION C

STARTING SERIAL NUMBER

If you wish, you can indicate a specific starting serial number for your electronic ear tags. Unless otherwise specified the serial numbers begin on Breeder Tags and continue sequentially on Post-breeder Tags. Tick the box if you would like your tags to be posted to you in sequential order on plastic strips. If you do not tick this box your tags will be posted loose in a bag.

SECTION D

POSTAGE & HANDLING

A postage and handling fee of \$10.00 applies for each NLIS application.

SECTION E

TOTAL AMOUNT PAYABLE (GST FREE)

Transfer the amounts for your order and add together. This total amount, which is GST free, must be paid to Department of Primary Industries (DPI). Payment can be made by cheque, money order or credit card. Please ensure all details and payments are correct when placing your order. **If you would like a receipt for these tags please attach a request to this application form.**

SECTION F

ORDER FOR MATCHING MANAGEMENT/TRANSACTION EAR TAGS

1. The purchase of Management/Transaction ear tags is optional. If you wish to purchase Management/Transaction Ear Tags, insert the number of your desired type and size. Indicate whether you want Breeder Tags or Post-breeder Tags matched to the Management/Transaction tags.
2. Management/Transaction Ear Tags will be posted directly to you by the NLIS tag manufacturer. An invoice for these tags will be sent to you from the rural merchandise outlet you nominate in the space provided. Payment for Management/Transaction Ear Tags must be made to your nominated rural merchandise outlet.

Please submit your completed application with the correct payment to:

Mail: TAG REGISTRAR
DEPARTMENT OF PRIMARY INDUSTRIES
PO BOX 2500
BENDIGO VIC 3554

Fax: (03) 5430 4505

Phone: 1800 678 779 (9am – 4.30 pm weekdays, public holidays excluded)



National Livestock
Identification System

To order livestock identification tags on line visit www.dpi.vic.gov.au

To access Meat and Livestock Australia's (MLA) NLIS database visit www.nlis.mla.com.au or call 1800 654 743

To order Livestock Production Assurance National Vendor Declarations (NVD's) call MLA on 1800 683 111